

BERNINA Block Party


Block 8: Grecian Square

Finished Size: 24" X 24"


Make one.

You will need 4 fabrics for this block.

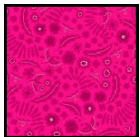
Fabric A Yellow	A-8482-Y	1/4 Yard
Fabric B Teal	A-8484-T	1/4 Yard
Fabric C Pink	A-8483-E	1/4 Yard
Fabric D Gray	A-C-Black	1/4 Yard



Cutting



Fabric A and B
16 Rectangles 2 1/2" X 4 1/2"



Fabric C
6 Squares 4 7/8"
Cut in half diagonally making 12 triangles





Fabric D
4 Squares 4 1/2"
6 Squares 4 7/8"
Cut in half diagonally making 12 triangles



Piecing

For each block:

- Piece together a Fabric A and Fabric B rectangle along the longer side. Make 4.
- Piece a Fabric C triangle to a Fabric D triangle creating a half square triangle (HST) unit. Make 3.




Block 8: Grecian Square Continued

- Stitch together a Fabric C square, and one each of the previously pieced units to create Row 1.




Row 1

- Center a Fabric C square in-between two of the Fabric A/B pieced units as shown below (row 2).



Row 2

- Center a Fabric A/B pieced unit in-between two of the HST units as shown below (row 3).



Row 3

- Piece together the three rows as shown. Make 4.
- Piece together the four blocks to match the layout on page 1. Block should measure 24 1/2" X 24 1/2".

